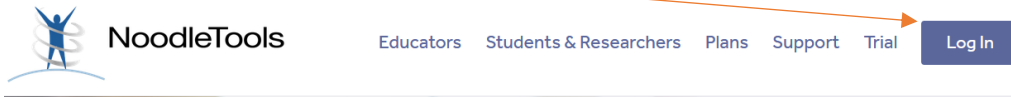


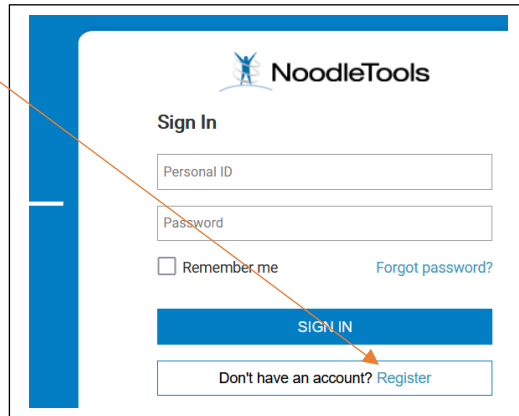
NoodleTools: Creating a Teacher Account

1. Go to [NoodleTools.com](https://www.noodletools.com)

2. Choose “Login” upper right

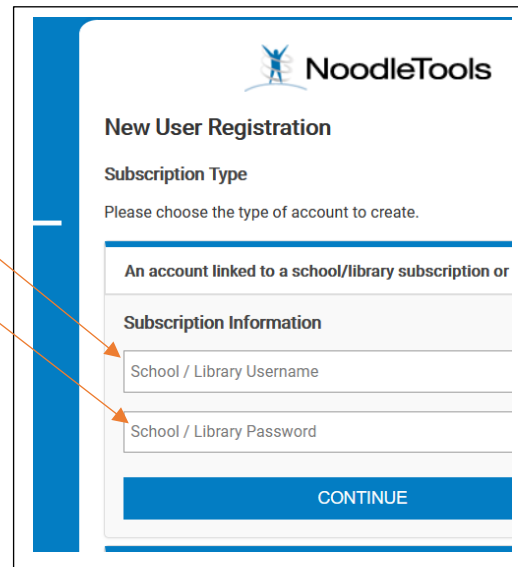


3. Then “register”

A screenshot of the NoodleTools 'Sign In' page. It features a 'Personal ID' input field, a 'Password' input field, a 'Remember me' checkbox, and a 'Forgot password?' link. Below these is a blue 'SIGN IN' button. At the bottom, there is a link that says 'Don't have an account? Register'. An orange arrow points from the text 'Then “register”' to the 'Register' link.

4. Note: if doing this at school, this step sometimes is skipped (via the IP address it knows you are at an ISD school...)

Add IssaquahSchools for the School/Library Username
And Issaquah for the School/Library Password
And “Continue”

A screenshot of the NoodleTools 'New User Registration' page. It shows a 'Subscription Type' section with the instruction 'Please choose the type of account to create.' Below this is a section titled 'An account linked to a school/library subscription or Subscription Information'. This section contains two input fields: 'School / Library Username' and 'School / Library Password'. At the bottom of this section is a blue 'CONTINUE' button. Two orange arrows point from the text 'Add IssaquahSchools for the School/Library Username' and 'And Issaquah for the School/Library Password' to their respective input fields. A third orange arrow points from the text 'And “Continue”' to the 'CONTINUE' button.

5. Select “I am a teacher or librarian” and fill in the required boxes... and “Register”

NoodleTools

New User Registration

Subscription Type

Please choose the type of account to create.

An account linked to a school/library subscription or trial

About You

I am a student or library patron

I am a teacher or librarian

School / location:

Expected year of graduation:

Choose a Personal ID

Personal ID

Password Retype Password

Phone Number (last 4 digits o Initials (e.g. "JS" for John Smi

NoodleTools' How-Tos:

[Creating an Assignment Inbox](#) so students can turn in projects/notecards to your NoodleTools account.

- their submitted work is *live* – meaning once they share it, they do not need to keep resubmitting updates, etc.
- *suggestion*: start all your Assignment Inbox projects with your last name; will make it easier for your students to locate it
- [here is a how-to for students on submitting to your Assignment Inbox](#).

[Page with all teaching with NoodleTools how-tos](#).

[All NoodleTools how-tos](#) (for students and teachers)

[And Skyline's general instructions how-to](#).