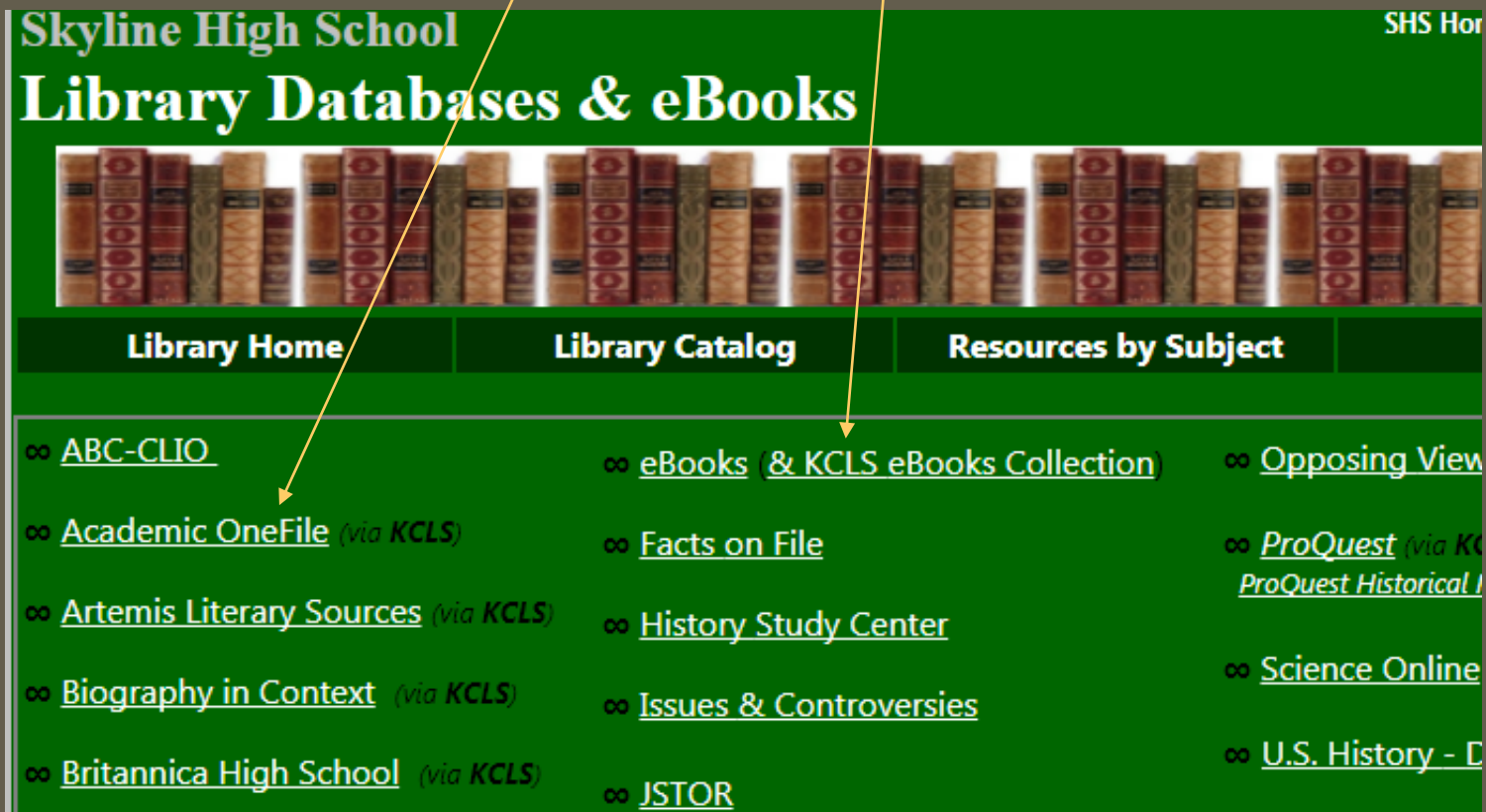


RESEARCH

RESEARCH REMINDERS

Databases & eBooks (*reliable and all have citations already done for you*) *via: Library page > Databases & eBooks.*

Choose **Academic OneFile** or **KCLS eBooks Collection**

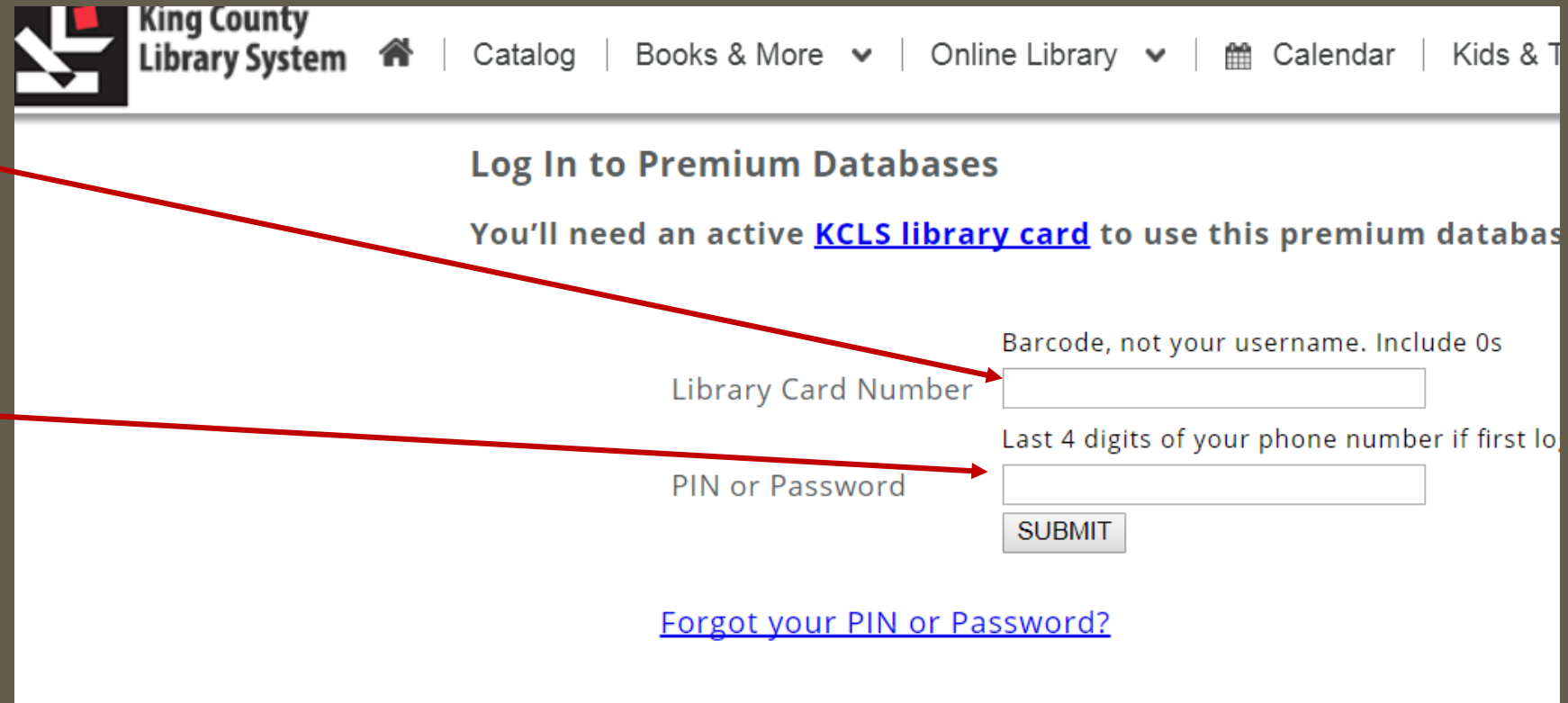


The screenshot shows the Skyline High School Library website. The header is green with the text "Skyline High School" and "SHS Home" on the right. Below the header is a banner with a row of books and the title "Library Databases & eBooks". Underneath the banner are three navigation tabs: "Library Home", "Library Catalog", and "Resources by Subject". The main content area is a grid of database links, each preceded by an infinity symbol (∞). Two yellow arrows point from the text above to the "Academic OneFile" and "eBooks & KCLS eBooks Collection" links.

Library Home	Library Catalog	Resources by Subject
∞ ABC-CLIO	∞ eBooks & KCLS eBooks Collection	∞ Opposing View
∞ Academic OneFile (via KCLS)	∞ Facts on File	∞ ProQuest (via KCLS) ProQuest Historical I
∞ Artemis Literary Sources (via KCLS)	∞ History Study Center	∞ Science Online
∞ Biography in Context (via KCLS)	∞ Issues & Controversies	∞ U.S. History - D
∞ Britannica High School (via KCLS)	∞ JSTOR	

KCLS ACCESS

- Your Library Card Number is **411** followed by your **ASB#**
- Your Pin is the **last four digits of your ASB#**



The screenshot shows the King County Library System website. The header includes the logo and navigation links: Catalog, Books & More, Online Library, Calendar, and Kids & T. The main heading is "Log In to Premium Databases" with a note: "You'll need an active [KCLS library card](#) to use this premium database". The login form has two input fields: "Library Card Number" with a subtext "Barcode, not your username. Include 0s" and "PIN or Password" with a subtext "Last 4 digits of your phone number if first login". A "SUBMIT" button is below the fields. A link "Forgot your PIN or Password?" is at the bottom.

King County Library System | Catalog | Books & More | Online Library | Calendar | Kids & T

Log In to Premium Databases

You'll need an active [KCLS library card](#) to use this premium database.

Barcode, not your username. Include 0s

Library Card Number

Last 4 digits of your phone number if first login

PIN or Password

[Forgot your PIN or Password?](#)

Topic Finder

- Search for your potential topic.
- Once you get a list of articles, at the lower right click on the “Analyze Topic Finder”
- A diagram of related topics appears.
- Gives you ideas of related topics or a direction to start researching.

GVRL Reference Library Henry II Basic Search

Results for Basic Search (965)

Search Terms: Basic Search (Henry II) Sort by: Relevance

Ford, Henry, II
2 pages
BIOGRAPHY ▲
(1917–1987) Ford Motor Company Chairman and Chief Executive Officer Born in Detroit, Michigan, on September 4, 1917. Henry Ford II was the grandson of the legendary industrialist Henry Ford and the son of Ford Motor...
From *Encyclopedia of the Kennedys : The People and Events That Shaped America* Vol. 1. Santa Barbara, CA: ABC-CLIO, 2012.
View eBook Save

Henry II, Roman Emperor, St.
2 pages
TOPIC OVERVIEW ■
Reigned from June 7, 1002 until July 13, 1024; b. Bavaria or Hildesheim (?), May 6, 973; d. Grons by Göttingen, Germany. The son of Duke Henry II, the Quarrelsome, of Bavaria, and Gisela, daughter of King Conrad of...
From *New Catholic Encyclopedia* J. BERNHARDT . Vol. 6. 2nd ed. Detroit: Gale, 2003.
View eBook Save

Henry II (France) (1519–1559; Ruled 1547–1559)
2 pages
BIOGRAPHY ▲
HENRY II (FRANCE) (1519–1559; ruled 1547–1559), king of France. The second son of Francis I (ruled 1515–1547) and Claude of France, Henry was born on 31 March 1519. He was seven years old when he and his older brother...
From *Europe, 1450 to 1789 : Encyclopedia of the Early Modern World* FREDERIC J. BAUMGARTNER . Ed. Jonathan Dewald . Vol. 3. New York: Charles

Search within results
Search within results

Limit Search by:
 with images

Content Level
 Basic
 Intermediate
 Advanced

Document Type
Biography (399)
Topic overview (378)
Article (62)

Publication Title
New Catholic Encyclo... (162)
American Men & Women... (95)
Dictionary of Women ... (80)

Subjects
French history, 1328... (27)
Kings (24)
Ford Motor Co. (22)

Publication Languages
English (965)

Analyze
Topic Finder

In an article of a database...

GALE GVRL Gale Virtual Reference Library Search... Basic Search Advanced Bookmark More

< Search Results

Table of Contents View eBook More Like This

▲ Henry II (France) (1519–1559; Ruled 1547–1559)

FREDERIC J. BAUMGARTNER

Europe, 1450 to 1789: Encyclopedia of the Early Modern World. Ed. Jonathan Dewald. Vol. 3. New York: Charles Scribner's Sons, 2004. p153-154

Tools

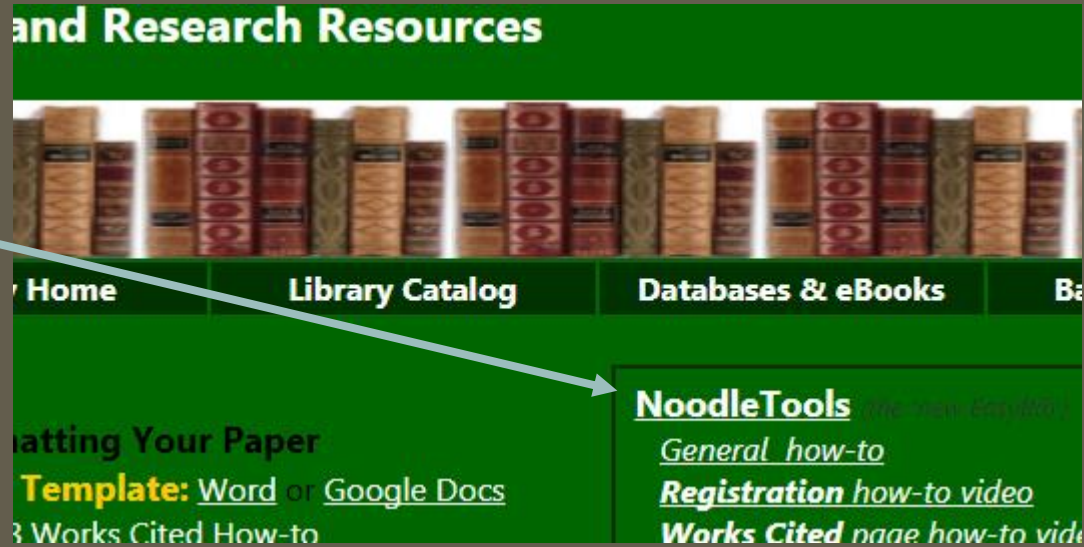
- Citation Tools
- E-mail
- Download
- Print

- In all the databases, the citations have already been done for you – they may be labeled differently (“citation tools”, “cite this”, “cite” – or some times just an icon), but they are there.
 - When needed, choose MLA 8
- If you choose to use the article, copy the citation and put it on your works cited page or add it to your NoodleTools project (the ‘Works Cited how-to video’ shows you how to easily cut and paste)

NoodleTools

- Library page > Resources by Subject > Writing & Research...

1) Register by clicking on this link.



2) Then this "Register" link.

A screenshot of the NoodleTools website's sign-in and registration page. The page has a dark blue background. At the top, there is a 'Sign In' section with a 'Personal ID' field, a 'Password' field, a 'Remember me' checkbox, and a 'I forgot my password' link. Below this is a blue 'SIGN IN' button. A green notification box states: 'You have been automatically authenticated into the Issaquah School District subscription.' Below the notification is a 'Register' section with the text: 'Register as a new user if you haven't used Noodle Tools before:'. There are two bullet points: 'Free for you if your school or university is subscribed' and 'Individual accounts also available'. At the bottom is a blue 'REGISTER' button. A light blue arrow points from the text '2) Then this "Register" link.' to the 'REGISTER' button.

3) Then choose/fill in all info asked for.

Suggestion: use the same login info for NoodleTools as you use for school computer. **Personal ID** (username): four letters of last name, three of first, two-digit grad year **Password**: the same password you use for the school computer or an ASB#

NoodleTools

4) In NoodleTools, create a new project for this research assignment.

5) Then look at the “how-to” videos for guidance on collecting sources (Works Cited how-to video).

6) Making electronic notecards (Notecard how-to video).

Writing and Research Resources



[Library Home](#)

[Library Catalog](#)

[Databases & eBooks](#)

[Back to Resources](#)

Formatting Your Paper

MLA Template: [Word](#) or [Google Docs](#)

[MLA 8 Works Cited How-to](#)

[MLA - General Formating](#)

NoodleTools the new style!

[General how-to](#)

[Registration how-to video](#)

[Works Cited how-to video](#)

[Notecard how-to video](#)