


One Book One Coast: They Called Us Enemy

Accessing SORA (eBooks and audiobooks from ISD and KCLS)

I. Logging In

A. Log into your [ClassLink account](#) (network username & password - same as school laptop)

B. Open the “SORA - Ebooks” app:

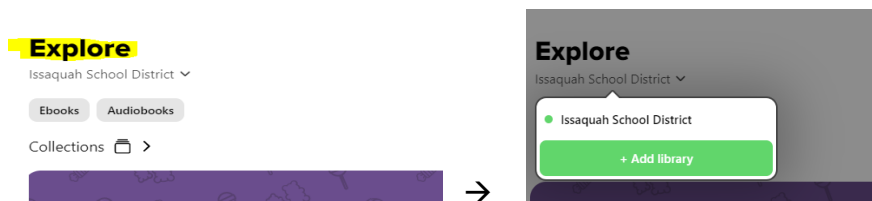


C. Choose “Issaquah School District Grades 6-12”

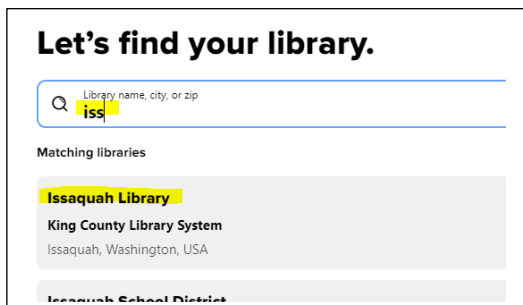
D. Then the “Sign in using Issaquah...” button.

II Add KCLS (King County Library) to your SORA account.

A. Click on the “Issaquah School...” below the Explore heading > then “+Add library”



B. Find your library by typing in Issaquah...



C. KCLS is now part of your Sora account – when you search for a titles it will search both libraries (*note: the first time you check out a book from KCLS in Sora, it may ask you for your library card information. If you have a KCLS Public Library card, you can use that login information – or you can use your KCLS student ID access # [page 2](#)*).

III. Search for *They Called Us Enemy* > “Borrow”

If you'd like to access the **book on your phone**, find the SORA app in your app store and follow the directions. *Steps:* once the SORA app is on your phone, 1) follow the steps to “Find your school” (search: Issaquah School District), 2) choose your grade level, then you will be prompted to log in through ClassLink (“Sign in using Issaquah School District Grades 6-12”).