


Overdrive - SORA eBooks and audiobooks from ISD and KCLS (fiction and some non-fiction)

I. Logging In

A. Log into your [ClassLink account](#) (username & password are the same as your school laptop)

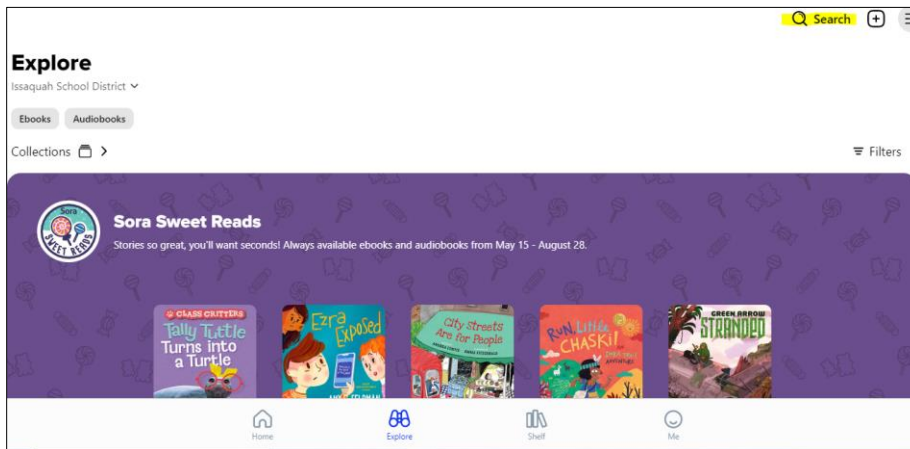
B. Open the “Overdrive – SORA” app



C. Choose “Issaquah School District Grades 6-12”

D. Then the “Sign in using Issaquah...” button.

II. Search for eBooks and audiobooks...

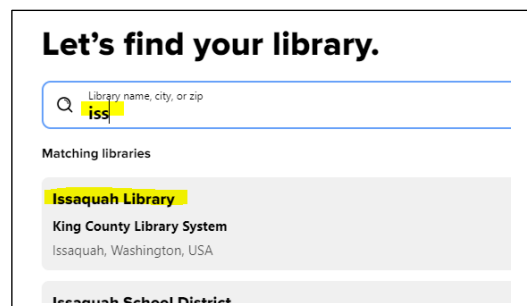


III. To maximize your options, **add KCLS's** (King County Library) eBook/audio collection to your Sora account.


A. Click on the “Issaquah School...” below the Explore heading > then “+Add library”



B. Find your library by typing in Issaquah...



C. KCLS is now part of your Sora account – when you search for a titles it will search both libraries (*note: the first time you check out a book from KCLS in Sora, it may ask you for your library card information. If you have a KCLS Public Library card, you can use that login information – or you can [use your ASB # following the directions here on page 2](#)*).

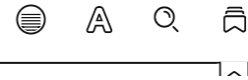
IV. In addition to searching for books by author/title/subject, you can use the **Explore**  tab at the bottom of the page to browse collections.

V. **Borrowing a book** (eBook or audiobook)



- A. Click on book cover:
 - 1. Find book information and summary,
 - 2. Read a sample (if you are unsure, please read a sample before you check it out),
 - 3. Borrow

VI. Once you've borrowed a book, open it and...

- A. Browse the setting options via the icons in the upper right:



- B. [Notes and highlights how-to](#)

- C. To see due dates, options for renewing books, and to return a book early, close book  Close and at the bottom of the page choose the Shelf tab: 

[All Sora tutorials are here](#) (just disregard how to log in, that is done through your [ClassLink account](#))

And if you'd like to access these **books on your phone**, find the Sora app in your app store and follow the directions (once the Sora app is on your phone, follow the steps for finding your school (search Issaquah School District), your grade level, then you will login through ClassLink).